




Extraordinary
shareholders' general
meeting

Growth strategies for Energy business



2022. 11. 4

POSCO INTERNATIONAL



Disclaimer

This presentation is written to provide information to investors in relation to the merger of POSCO International and POSCO Energy.

This presentation contains certain forward-looking statements relating to the business, financial performance and results of the company and/or the industry in which it operates. The forward-looking statements set forth herein concern future circumstances and results and other statements that are not historical facts, and are solely opinions and forecasts which are uncertain and subject to risks. Therefore, the recipients of this presentation shall be aware of that the forward-looking statements set forth herein may not correspond to the actual business performance of the company due to changes and risks in business environments and conditions.

The sole purpose of this presentation is to assist persons in deciding whether they wish to proceed with certain investments to the company. The company does not make any representation or warranty, expressly or impliedly, as to the accuracy and completeness of this presentation or of the information contained herein and shall not have any liability for the informations contained in this presentation.

1. Growth Vision

We're an **Eco-friendly combined-Energy business**



E&P
(Up)

Diversifying
sources of gas

**Expansion of
Gas reserves**



LNG
Infrastructure
(Mid)

Completing
LNG value-chain


**Strengthening
Energy Security**



Power
Generation
(Down)

Extending power plant
based on Bridging fuel (LNG)

**Global Power Generation
company**



Eco-friendly
Energy

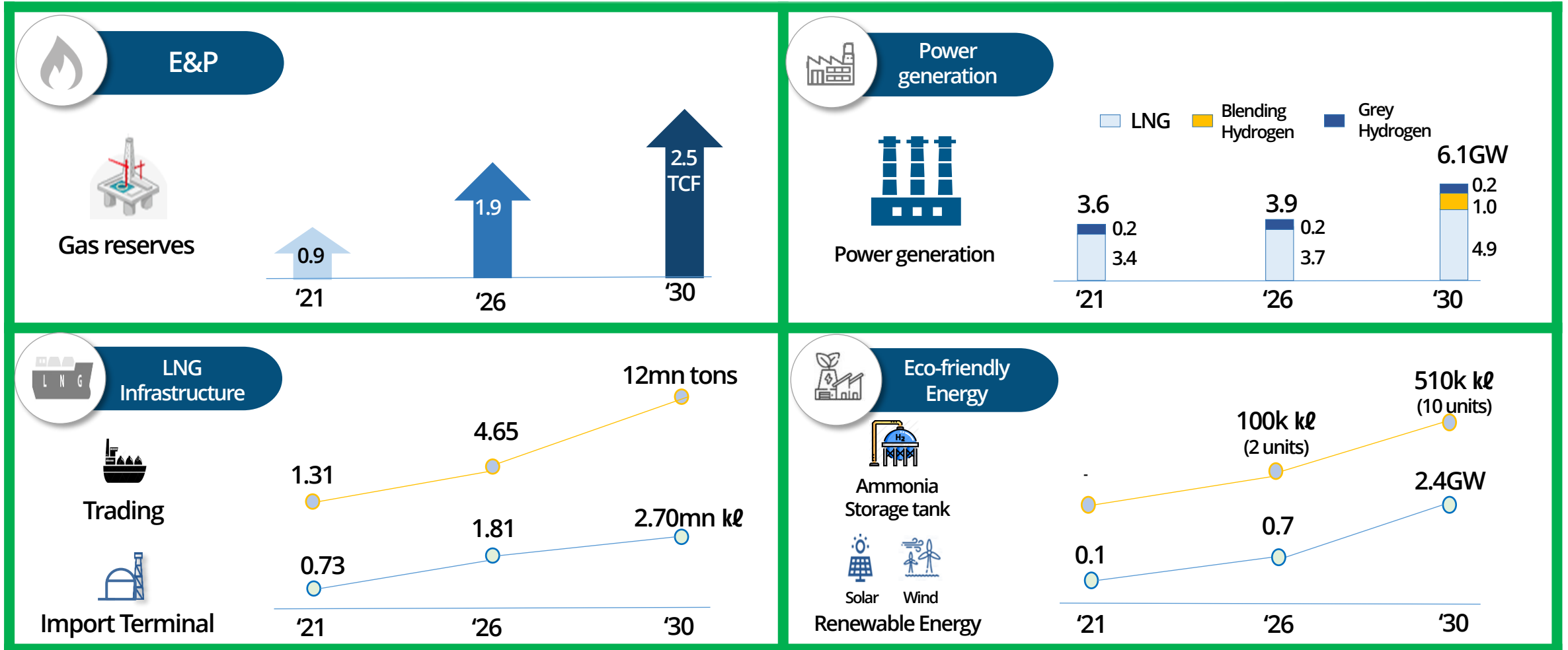
Expanding
renewable energy

Leading Net Zero

2. Business Milestone

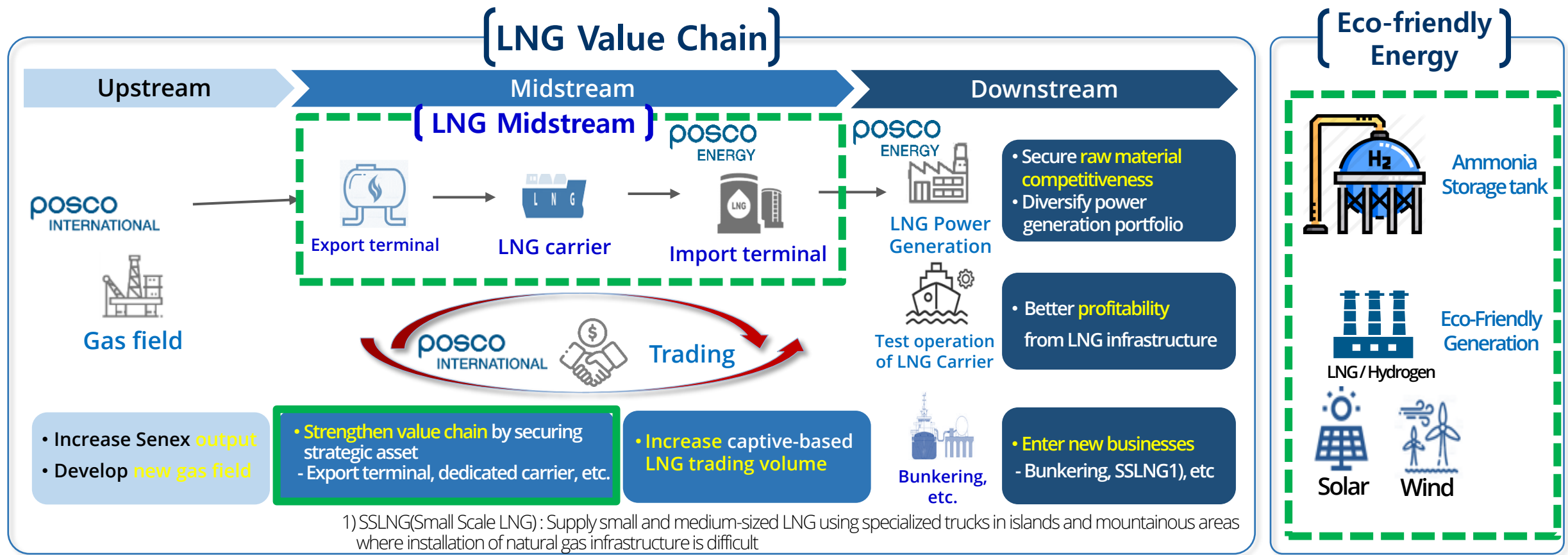
Sustainable company by

Increasing **Gas reserves / LNG tanks / Generation capacity of LNG and Renewable energy**







3. Expected Outcomes

Strengthen synergy by full LNG value chain
and smooth transition to **eco-friendly energy biz**



4. A three-year(2023~25) investment plans

Expansion Energy link based on 3.8 trillion won investment in LNG infrastructure

	CAPACITY	Investment Amount	Investment period		
			2023	2024	2025
 E&P	Gas reserves (0.9TCF)	1.3	[22.8~] Ramp up production of Senex (0.8TCF) [23.4Q~] Mahar Gas field (0.3TCF) [21.11~] Exploration & Development for new gas field (Malaysia PM524, Indonesia Bunga)		
 LNG Infrastructure	5 LNG tank (0.73mn kℓ)	1.6	[21.1~] Additional 1 LNG tank at Kwangyang 1 terminal (0.2mn kℓ) [21.12~] Kwangyang 2 terminal (2 tanks, 0.4~0.54mn kℓ) Dangjin terminal (2tanks, 0.4~0.54mn kℓ) Overseas export terminal, etc.		
 Generation	Power generation (3.4GW)	0.7	Incheon LNG power plant #3, #4 (Blending hydrogen with natural gas, 0.9GW) Group Energy in the capital area (0.5GW)		
 Eco-Friendly Energy	Renewable energy (0.1 GW)	0.2	Wind power generation (0.5GW) Photovoltaic power generation (0.1GW)		

(Unit : Billion KRW)	posco INTERNATIONAL	posco ENERGY
Total Assets	198,163	
Stockholder's equity	59,458	
Total Liabilities	138,705	
(Liabilities Ratio)	233%	
Sales	419,917	
Operating Profit	10,828	
(OP Rate)	(2.6%)	
EBITDA	15,593	

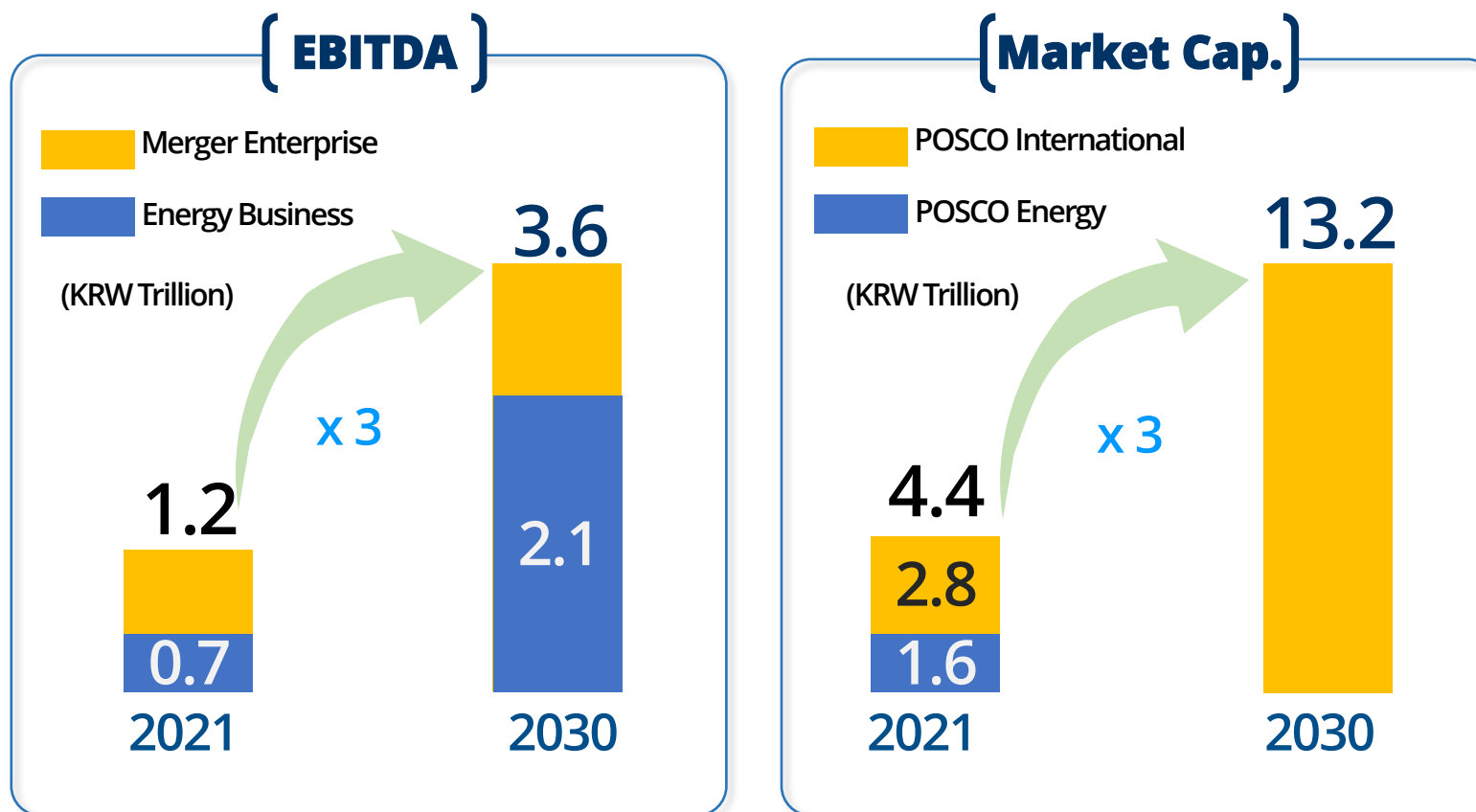
Invest own funds
(EBITDA 1.5 trillion won)

* Consolidated Statement of F/S (06/30/2022 Current)

** Sales / Operating Profit / EBITDA (From 01/07/2022 to 06/30/2022)

5. Estimated indicators

Tripled EBITDA & Market capitalization by 2030
based on **LNG and Eco-friendly** energy businesses



* Posco Energy's market cap is Net Value in FY21.